


BUENA VISTA ELEMENTARY SCHOOL



GRADES K-5

2355 San Juan Avenue Walnut Creek, CA 94597
Phone: (925) 944-6822 Fax: (925) 934-8907
Web site: www.walnutcreeksd.org/bv

Patricia A. Wool, Ed. D.
Superintendent
Heather Duncan
Principal

2007-08 School Accountability Report Card

Published During the 2008-09 School Year

Principal's Message

The goal of the Buena Vista School community is to prepare our students to become lifelong learners who are responsible, contributing citizens in a diverse society. The students, staff, and parents will promote rigorous, high level learning in a caring, safe, and engaging environment. Each student will have the opportunity to reach his or her full potential academically, physically, socially and emotionally.

Buena Vista School, again named a California Distinguished School in 2008, is nestled in a residential neighborhood just beyond the bustle of Walnut Creek's thriving downtown. Our school is known for its ethnic diversity, high achievement, and close-knit "family" feel. We attribute this success to a highly committed staff and community of families.

Each spring, a team of staff and community members reviews our school's strengths and needs, using formal and informal data collected during the fall and winter. The School Site Council (SSC), comprised many of the staff and parents, develop for the following strategies:

- **CURRICULUM:** We will challenge all students in the core curriculum areas based upon standards, benchmarks, and assessments.
- **COMMUNICATION:** The Buena Vista School Community will understand and provide feedback on school guidelines, programs, and procedures through consistent, clear, and streamlined communications.
- **CLIMATE:** We will provide a safe, non-threatening, healthy environment in which the Buena Vista Community respects diversity and demonstrates positive, intrinsic, lifelong values.
- **COMPUTERS/TECH:** We seek to provide technology instruction for students and teachers that are aligned to State and District standards.

Resources of time and money are carefully aligned to our plan, assuring that we systematically support our greatest needs and highest priorities. Our complete School Plan, including action steps and budgets, can be found on the school Web site at www.walnutcreeksd.org/bv.

Buena Vista is a family-oriented, welcoming place where expectations are high within a caring atmosphere. Parents and staff frequently express their joy at belonging to the "Buena Vista Family". Students are convinced that theirs is the best school anywhere!

Public Internet Access

Internet access is available at public libraries and other locations that are publicly accessible (e.g., the California State Library). Access to the Internet at libraries and public locations is generally provided on a first-come, first-served basis. Other use restrictions include the hours of operation, the length of time that a workstation may be used (depending on availability), the types of software programs available on a workstation, and the ability to print documents.

**"A community of learners
building knowledge, skills and character."**

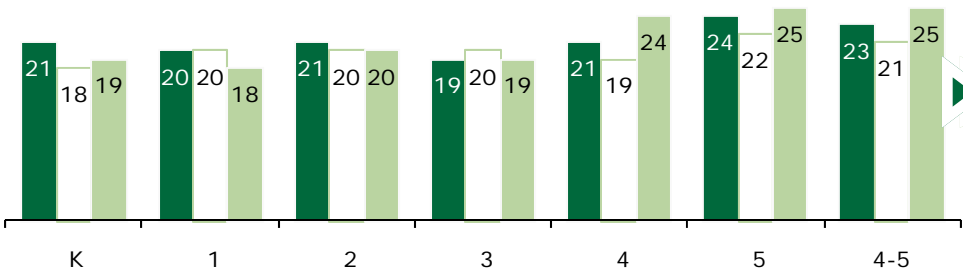



Walnut Creek School District

960 Ygnacio Valley Road
Walnut Creek, CA 94597
Phone: (925) 944-6850
Fax: (925) 944-1768
www.walnutcreeksd.org

Mission Statement

In a child-centered, academically challenging environment, which cultivates character and celebrates learning, the families, community and staff of the Walnut Creek School District, as partners, will develop creative, exemplary learners with the skills and enthusiasm to shape a changing world.



Class Size

The bar graph displays the three-year data for average class size.

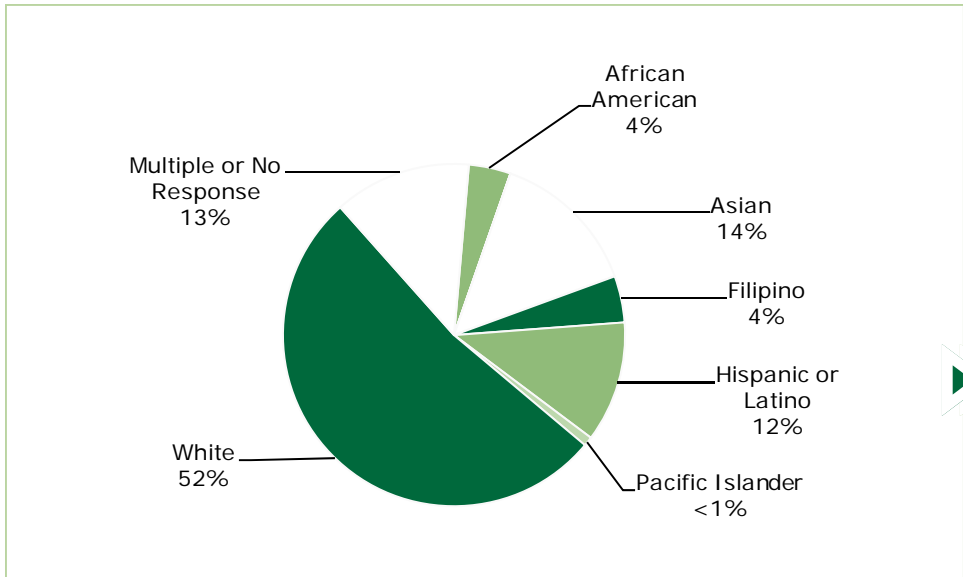
■ 05-06 □ 06-07 ■ 07-08

Class Size Distribution — Number of Classrooms By Size									
Grade	05-06			06-07			07-08		
	1-20	21-32	33+	1-20	21-32	33+	1-20	21-32	33+
K	2	3		5			5		
1	4			4			4		
2	3	1		4			4		
3	4	1		4			4		
4	1	1		3				3	
5		3			3			2	
4-5		1			1			1	

Suspensions and Expulsions

The table shows the rate of suspensions and expulsions (the total number of incidents divided by the school's total enrollment) for the most recent three-year period.

Suspension and Expulsion Rates						
	Buena Vista ES			Walnut Creek SD		
	05-06	06-07	07-08	05-06	06-07	07-08
Suspension Rate	0.062	0.026	0.035	0.030	0.068	0.047
Expulsion Rate	0.002	0.000	0.000	0.000	0.001	0.000



California Physical Fitness Test

Each spring, all students in grades 5, 7, and 9 are required to participate in the California Physical Fitness Test (PFT). The test measures six key fitness areas:

1. Aerobic Capacity
2. Body Composition
3. Abdominal Strength
4. Trunk Extension Strength
5. Upper Body Strength
6. Flexibility

To meet fitness standards, students must score in the Healthy Fitness Zone (HFZ) on all six fitness tests. For 2007-08, 46.3% of students in the 5th grade scored in the HFZ. For more information on the California PFT, please visit www.cde.ca.gov/ta/tg/pf/.

Enrollment and Demographics

The total enrollment was 455 students for the 2007-08 school year.



School Facility Good Repair Status

The table shows the results of the school's most recently completed inspection, using the Facility Inspection Tool (FIT) or equivalent school form. This inspection determines the school facility's good repair status.

School Facility Conditions and Improvements				
Item Inspected	Repair Status			
	Good	Fair	Poor	
Gas Leaks	✓			
Mechanical Systems	✓			
Windows/Doors/Gates (interior and exterior)	✓			
Interior Surfaces (walls, floors, and ceilings)	✓			
Hazardous Materials (interior and exterior)	✓			
Structural Damage	✓			
Fire Safety	✓			
Electrical (interior and exterior)	✓			
Pest/Vermin Infestation	✓			
Drinking Fountains (inside and outside)	✓			
Restrooms	✓			
Sewer	✓			
Playground/School Grounds	✓			
Roofs	✓			
Overall Cleanliness	✓			
Overall Summary of Facility Condition				
	Exemplary	Good	Fair	Poor
Overall Summary	✓			

Note: The most recent school site inspection occurred on December 30, 2008, and the inspection form was most recently completed on December 30, 2008.

School Facilities

The Buena Vista School facility houses 23 classrooms; a county special day class, a Title I room, a resource room, a library media center, a science room, an art room, a music room, a speech room, a counseling room, an English Language Development (ELD) room, a kitchen, and a large multi-use room. Renovated in 2000, the facility is safe, structurally sound, and designed to support student learning. Outdoor learning areas provide attractive places for students, staff, and parents to gather to extend learning outdoors. Maintenance of facilities is a top priority in the District, even in times of significant budget constraints.

Students work in well lighted, heated, and cooled classrooms and specialty rooms (art, music, resource, and science). Rooms are clean and well maintained to support teaching and learning. Every classroom has a telephone with access to an outside line, Internet access, and a TV/VCR unit. Furnishings are in good repair and of appropriate size for the students who use them.

Continued on page 4

Types of Services Funded

The following Federal and State funded programs are provided to schools in the Walnut Creek School District:

- Title I (Helping Disadvantaged Students Meet Standards)
- One reading full-time equivalent (Buena Vista/Murwood)
- Title II (Improving Teacher Quality)
- Title II Technology
- Title III (Limited English Proficient students)
- Title IV (Safe and Drug-Free Schools and Communities)
- Title V (Innovative Programs)
- Economic Impact Aid/Limited English Proficient (EIA/LEP)
- Gifted and Talented Education (GATE)
- Beginning Teacher Support and Assessment (BTSA)
- Class Size Reduction (CSR)
- Hourly Programs (extended day/year education)
- English Language Acquisition Program (ELAP)
- Community-Based English Tutoring (CBET)
- School Improvement Program (SIP)
- Art, Music, PE Grant (one-time funds)
- Art, Music, PE (ongoing funds)
- Instructional Materials Funds (IMF)
- Safety funds





School Facilities

Continued from page 3

The classrooms, common areas, and grounds are kept clean and in excellent repair by site custodial and District maintenance staff. All toilets, those in classrooms and shared, are all in good repair and cleaned daily by two full-time equivalent (FTE) custodians. Custodial staff is on duty from 6:00 A.M. to 10:30 P.M. with a custodian cleaning classrooms every other day after students leave. At least one custodian is on campus for the many evening activities on site.

Parent and community groups frequently use Buena Vista's multipurpose room. Our library is large and adequate for our student body. District funds, augmented with parent funds, provide enough time for our library media specialist to keep our spacious library, with its large and current collection of books, open during school hours.

Our custodians take pride in their work, ensuring clean classrooms and a clean campus and grounds. Our school has extensive play fields, which support weekly PE classes as well as soccer, baseball, and football sports teams after school and on the weekends. Buena Vista is 56 years old.

Walnut Creek is very proud of the funding, planning, and effort put into planning for our facilities. Maintaining high standards of excellence to update, and consistently modernize, sites takes strategic planning. In the future, we will be improving our parking and sidewalks, and modifying our entry area to improve student drop-off and pick-up. Additionally, we are looking forward to refurbished playing fields and an improved track and pathway through the field.

Through our current Bond measure, we are currently in the planning phases of modernizing and upgrading our playground, equipment, and storage areas.

The District participates in the State School Deferred Maintenance Program, which provides State-matching funds on a dollar-for-dollar basis, to assist school districts with expenditures for major repair or replacement of existing school building components. Typically, this includes roofing, plumbing, heating, air conditioning, electrical systems, interior or exterior painting, and floor systems. For the 2008-09 school year, the District budgeted \$141,088 for the Deferred Maintenance Program. This represents 0.008% of the District's general fund budget.

“Our school is known for its ethnic diversity, high achievement, and close-knit “family” feel. We attribute this success to a highly committed staff and community of families.”



No Child Left Behind Compliant Teachers

No Child Left Behind (NCLB) requires that all teachers of core academic subject areas be “highly qualified.” In general, for a teacher to be considered highly qualified, they must have a bachelor's degree, an appropriate California teaching credential, and have demonstrated competence for each core subject he or she teaches. The table displays data regarding NCLB compliant teachers from the 2007-08 school year. For more information on teacher qualifications related to NCLB, please visit www.cde.ca.gov/nclb/sr/tq.



Core Academic Courses Taught by NCLB Compliant Teachers		
	% of Classes Taught by NCLB Compliant Teachers	% of Classes Taught by Non-NCLB Compliant Teachers
Buena Vista ES	95.2%	4.8%
All Schools in District	98.5%	1.5%
High-Poverty Schools in District	◆	◆
Low-Poverty Schools in District	98.5%	1.5%

◆ Information not available.

School Support Staff

The following is a list of the support staff at the school and their full-time equivalent (FTE):

- Library Media Teacher (Librarian) 0.0
- Library Media Services Staff (paraprofessional) 0.0
- Psychologist 0.6
- Social Worker 0.0
- Nurse 0.0
- Speech/Language/Hearing Specialist 0.0
- Resource Specialist (non-teaching) 0.0
- Other 0.0

Academic Counselors

Number of Academic Counselors (FTE)	Ratio of Students Per Academic Counselor
0.0	0.0



Textbooks and Instructional Materials

District Textbooks and Instructional Materials List		
Subject	Textbook	Adopted
English-Language Arts	Houghton Mifflin, McDougal Littell	2004
Mathematics	Saxon 2, Houghton Mifflin, McDougal Littell, Prentice Hall <i>Algebra</i>	2001
Science	Pearson Scott Foresman	2002
History-Social Science	Macmillan/McGraw-Hill, Prentice Hall, Glencoe/McGraw-Hill	2006

Textbooks and Instructional Materials

The State of California requires that each child have a current, Standards-based textbook in each of the four core areas of instruction. As a part of this requirement, Walnut Creek School District has purchased the latest editions for teaching language arts (reading, writing, speaking, and listening), science, social science, and mathematics. We are fortunate to have a music text (K-5) for our students and a music specialist who meets with all of the classes. Our foreign language texts are also up to date. Thus, all textbooks in the Walnut Creek School District are current, Standards-based, and State adopted from the most recent State-approved list consistent with the content and cycles of the Curriculum Frameworks, and adopted and approved by the State Board of Education.

We have an abundance of supplementary reading materials at varying levels of difficulty in each of our elementary classrooms that are integrated across all core curricular areas. These leveled reading materials provide students with experiences in reading narrative as well as expository text.

The district has affirmed that each pupil, including English Learners, have their own textbook to use in class and to take home.

Availability of Textbooks and Instructional Materials

Availability of Textbooks and Instructional Materials	
Subject	Percentage of Pupils Who Lack Their Own Assigned Textbook and Instructional Materials
Reading/Language Arts	0%
Mathematics	0%
Science	0%
History-Social Science	0%
Visual and Performing Arts	✧
Foreign Language	✧
Health	✧

Note: This data was most recently collected and verified in October 2008.

✧ Not applicable.

Parental Involvement

Buena Vista has an active Parent Teacher Association (PTA) and SSC, which support vital programs, materials, and services. The PTA and SSC meet monthly; all school community members are invited to these open meetings. Community and school events abound, with parent volunteers at the center of each.

Parent and community volunteers are essential partners in education at Buena Vista. A visitor at Buena Vista might see volunteers working in classrooms, helping with special programs, tutoring individuals or groups, doing clerical work, answering phones, running enrichment activities, checking books out of the library, or other needed support work around campus.

In addition to volunteer work at our school, parents fund several vital school programs at Buena Vista. Through the efforts of an enormous volunteer cohort, the PTA funds a full-time science specialist, reading recovery support, after-school homework help, classroom supplies for teachers, and many other programs identified through our site plan. These funds are raised through these fund-raising activities: Auction, Check Writing Campaign, Gift Wrap, Golf Tournament, Book Faire, e-Scrip, and Spell-a-thon. The PTA at Buena Vista has a passion for building community with our families. They host many events throughout the year to bring families closer together: BV Celebrates, Multi-Culture Potluck, BV Idol/Talent Show, and Fall Carnival.

Our SSC is composed of an equal number of parents and staff members, and the Council oversees all fiscal resources and works to achieve the goals of the school's Site Plan. The SSC conducts an annual comprehensive parent survey in order to gather data towards planning each year.

For more information, please contact Co-PTA Presidents Mary Vanderpan at (925) 256-7359 or Erin Sicotte at (925) 930-9052, or Medha Nagnoor, SSC Chair, at (925) 945-4912.





California Standards Tests Results

The multiple-choice California Standards Tests (CST) are part of the Standardized Testing and Reporting (STAR) and are administered only to students in California public schools. These tests determine students' achievement of the California Academic Content Standards and provide feedback on their success given what they are expected to know in each grade level and subject.

Percentage of Students Scoring At Proficient or Advanced Levels									
	Buena Vista ES			Walnut Creek SD			California		
	05-06	06-07	07-08	05-06	06-07	07-08	05-06	06-07	07-08
English-Language Arts	76%	73%	72%	78%	79%	80%	42%	43%	46%
Mathematics	80%	80%	78%	77%	77%	78%	40%	40%	43%
Science	66%	83%	79%	67%	74%	78%	35%	38%	46%



California Standards Tests

For the 2008 STAR exam, students in grades 2-11 took an English-language arts and mathematics test. Students in grades 4 and 7 also participated in an essay writing test. History-social science tests were given to students in grades 8 and 11, and students in grades 5, 8, and 10 took a science test. Students in grades 9-11 were also able to take end-of-course tests in science and history-social science if they were enrolled in the corresponding courses.

Because tests are meant to measure how well students achieve standards rather than how well they do compared to other students, the results are reported as performance levels. The five performance levels are:

- **Advanced** (*exceeds State Standards*)
- **Proficient** (*meets Standards*)
- **Basic**
- **Below basic**
- **Far below basic**

Students scoring at the Proficient or Advanced level meet State Standards in that content area.

The tables show the percentage of students that scored at Proficient or Advanced levels in English-language arts, mathematics, and science. For a complete report on all groups and their scores by grade level, please visit <http://star.cde.ca.gov/>.

CST Student Group Results: English-Language Arts, Mathematics, and Science

Percentage of Students Scoring At Proficient or Advanced Levels			
Group	Spring 2008 Results		
	English-Language Arts	Mathematics	Science
Male	71%	78%	81%
Female	70%	79%	76%
Economically Disadvantaged	52%	64%	❖
English Learners	28%	35%	❖
Students with Disabilities	29%	31%	❖
Migrant Education Services	❖	❖	❖
African American	46%	62%	❖
American Indian or Alaska Native	❖	❖	❖
Asian	81%	83%	❖
Filipino	93%	86%	❖
Hispanic or Latino	49%	60%	77%
Pacific Islander	❖	❖	❖
White	75%	81%	77%

❖ Scores are not shown when the number of students tested is 10 or less, either because the number of students tested in this category is too small for statistical accuracy or to protect student privacy.





Adequate Yearly Progress

Adequate Yearly Progress Criteria				
	Buena Vista ES		Walnut Creek SD	
Met Overall AYP	Yes		Yes	
AYP Criteria	English-Language Arts	Mathematics	English-Language Arts	Mathematics
Participation Rate	Yes	Yes	Yes	Yes
Percent Proficient	Yes	Yes	Yes	Yes
API	Yes		Yes	
Graduation Rate	✧		✧	

✧ Not applicable. The graduation rate for AYP criteria applies to high schools.

Adequate Yearly Progress

NCLB requires that all schools and districts meet Adequate Yearly Progress (AYP) requirements. To meet these standards, California public schools and districts must meet or exceed criteria in four target areas:

1. Participation rate on statewide assessments
2. Percent of students scoring proficient on statewide assessments
3. API scores
4. Graduation rate for high schools

The table displays whether or not the school made AYP overall and met each of the AYP criteria for 2007-08. For a detailed report on AYP, please visit www.cde.ca.gov/ta/ac/ay/.

Academic Performance Index

API Ranks — Three Year Comparison			
	04-05	05-06	06-07
Statewide API Rank	9	10	10
Similar Schools API Rank	7	10	9

API Growth by Student Group — Three Year Comparison				
Group	Actual API Change			2007-08 Growth API Score
	05-06	06-07	07-08	
All Students at the School	29	-10	-8	895
African American	■	■	■	■
American Indian or Alaska Native	■	■	■	■
Asian	■	■	■	■
Filipino	■	■	■	■
Hispanic or Latino	■	■	■	■
Pacific Islander	■	■	■	■
White	32	-29	0	911
Socioeconomically Disadvantaged	43	■	■	■
English Learners	■	■	■	■
Students with Disabilities	■	■	■	■

■ Data are reported only for numerically significant groups.

Academic Performance Index

The Academic Performance Index (API) is an annual measure of the academic performance and progress of schools in California. The API is a score on a scale of 200 to 1,000, with 800 set as the statewide target. Schools are ranked in ten categories of equal size from 1 (lowest) to 10 (highest). A similar schools API rank reflects how a school compares to 100 statistically matched "similar schools." The tables show the school's three-year data for API rank and API growth. For more detailed information, please visit www.cde.ca.gov/ta/ac/ap/.

Testing Note: Assessment data are reported only for numerically significant groups. Data may not appear if ethnic/racial, socio-economically disadvantaged, or other groups (1) contain less than 100 students with valid test scores OR (2) comprise less than 15% of the school population tested and contain less than 50 students with valid scores.

Teacher Qualifications

Teacher Credential Information				
	Walnut Creek SD	Buena Vista ES		
Teachers	07-08	05-06	06-07	07-08
With Full Credential	172	26	27	27
Without Full Credential	0	0	0	0
Teaching Outside Subject Area of Competence		0	0	0

Teacher Qualifications

The table shows information about teacher credentials and teacher qualifications. More information can be found by visiting <http://data1.cde.ca.gov/dataquest/>.

Teacher Misassignments and Vacant Teacher Positions

The table displays the number of teacher misassignments (teachers assigned without proper legal authorization) and the number of vacant teacher positions (not filled by a single designated teacher assigned to teach the entire course at the beginning of the school year or semester). Please note: Total teacher misassignments includes the number of misassignments of teachers of English Learners.

Teacher Misassignments and Vacant Teacher Positions			
	Buena Vista ES		
	06-07	07-08	08-09
Teacher Misassignments of English Learners	0	0	0
Total Teacher Misassignments	0	0	0
Vacant Teacher Positions	0	0	0

Professional Development

All professional growth is determined by the schoolwide and District strategic planning process, which is ongoing throughout the school year and culminates with an update in the spring of each year. Planning teams include all school and community stakeholders and the work is based on site-based needs assessments.

As a "community of learners," each staff member participates in personal growth and also in collegial study. As each school identifies an area of the curriculum to improve, staff members meet by grade level or departments to study the test scores or student behaviors and determine how to improve them through research and improved practice. At the K-5 level, teachers meet as a grade level group each week for 2.25 hours to study on a regular basis throughout the year. An instructional coach who also provides individual coaching facilitates two meetings per month. At the intermediate level, staff development activities are planned for "late start Wednesdays" each week, as well as during department release days. Department chairs have two preparation periods during the day to enable them to support their colleagues' work.

Individual teachers attend workshops and classes and read on their own to keep their skills current with research about learning. Some examples are attendance at various conferences: Gifted and Talented Education (GATE) National Convention (Confratute), Reading Recovery, technology, math, and Mosaic of Thought comprehension strategies. Teachers attend training sessions in Junior Great Books, differentiated instruction, Special Education, School Assistance programs, and in all the core curricular areas. Beginning teachers participate in a two-year induction program with an on-site mentor who is trained through the Santa Cruz New Teacher Center.

For the past four years, we have had five days each school year dedicated to staff and professional development. The District ensures that the agendas for these professional growth days are tied to areas defined by the strategic plan. For 2008-09, the District focus areas are writing and Narrowing the Achievement Gap.

School Safety

Our School Safety Plan is current and detailed. It is reviewed and updated in the fall of each year and discussed with school faculty.

We hold monthly drills and review safety procedures with students and staff on a regular basis. The plan is updated annually with input from staff and parents. A detailed earthquake preparedness plan outlines the duties of all staff in the event of an earthquake and contains a complete list of the emergency supplies stored in a secure container on-site. Several staff members are trained in Community Emergency Response Training (CERT), CPR, and basic first aid as part of our preparedness plan. Parents receive regular information and reminders about our emergency procedures in the weekly e-bulletin and monthly newsletters.

The Safety Committee monitors school safety and meets monthly with the school principal. Several safety projects are underway this year, including an improved drive-through area for our kindergarten parking lot to ensure more efficient pick-up and drop-off. One gate will be locked during the day to ensure visitors come through the office to sign in when they come onto campus. The school Leadership Team is working each month on specific improvements to the playground supervision and games for children.

The School Safety Plan was last reviewed, updated, and discussed with the school faculty in September 2008.



Federal Intervention Program

Schools that receive Title I funding can enter Program Improvement (PI) if they don't reach AYP over two consecutive years in the same content area (English-language arts or mathematics) or on the same indicator (API or graduation rate). With each additional year that they don't meet AYP, they advance to the next level of intervention. The table displays the 2008-09 Program Improvement status for the school and district. For more information, please visit www.cde.ca.gov/ta/ac/ay.

Federal Intervention Program		
	Buena Vista ES	Walnut Creek SD
Program Improvement Status	Not In PI	Not In PI
First Year of Program Improvement	◇	◇
Year in Program Improvement	◇	◇
Number of Schools Identified for Program Improvement		0
Percent of Schools Identified for Program Improvement		0.0%

◇ Not applicable.

Financial Information

The data displayed is from the 2006-07 school year because the most current fiscal information available provided by the state is always two years behind the current school year, and one year behind most other data included in this report.

District Salary Information — Does not include benefits		
Range	Walnut Creek SD	Similar Sized District
Beginning Teacher Salary	\$40,931	\$39,773
Mid-Range Teacher Salary	\$60,744	\$61,167
Highest Teacher Salary	\$74,715	\$78,093
Average Principal Salary (Elementary School)	\$111,552	\$97,851
Average Principal Salary (Middle School)	\$116,502	\$102,064
Superintendent Salary	\$178,632	\$140,582
% of Budget for Teacher Salaries	45.2%	41.0%
% of Budget for Administrative Salaries	5.8%	5.9%

Financial Data				
	Total Expenditures Per Pupil	Expenditures Per Pupil From Restricted Sources	Expenditures Per Pupil From Unrestricted Sources	Average Teacher Salary
Buena Vista ES	\$5,811	\$1,762	\$4,049	\$65,166
Walnut Creek SD			\$5,609	\$62,436
California			\$5,300	\$61,488
% Difference Between School and District			-38.5%	4.2%
% Difference Between School and California			-30.9%	5.6%

“Buena Vista School, again named a California Distinguished School in 2008, is nestled in a residential neighborhood just beyond the bustle of Walnut Creek’s thriving downtown.”



SARC: Data provided by the California Department of Education (CDE), school and the district office. For additional information on facts about California schools and districts, please visit DataQuest at <http://data1.cde.ca.gov/dataquest>. Data-Quest is an online resource that provides reports for accountability, test data, enrollment, graduates, dropouts, course enrollments, staffing and data regarding English Learners.

All data accurate as of February 2009.